

Yorkshire and the Humber Tourism 2000 to 2003

▶ Volume of Tourists to Yorkshire & the Humber 2000 - 2003

	UK Residents			
	Trips (Millions)			
	2000	2001	2002	2003
YORKSHIRE & THE HUMBER	13.1	11.0	12.2	13.1
North Yorks	5.7	4.6	5.0	4.9
West Yorks	3.8	3.2	3.4	3.6
South Yorks	2.1	1.6	2.1	2.6
East Yorks/North Lincs.	1.6	1.7	1.8	2.0
ENGLAND	140.4	131.9	134.9	121.3

Source: United Kingdom Tourism Survey (UKTS)

▶ Nights Spent by Tourists in Yorkshire & the Humber 2000 - 2003

	UK Residents			
	Nights (Millions)			
	2000	2001	2002	2003
YORKSHIRE & THE HUMBER	42.2	30.8	36.3	35.8
North Yorks	17.7	14.4	16.0	15.7
West Yorks	12.1	8.1	8.6	9.8
South Yorks	6.1	3.7	4.7	5.0
East Yorks/North Lincs.	6.3	4.7	6.9	5.2
ENGLAND	439.2	409.2	415.8	371.9



Source: United Kingdom Tourism Survey (UKTS)

▶ Spending of Tourists in Yorkshire & the Humber 2000 - 2003

	UK Residents			
	Pounds (Millions)			
	2000	2001	2002	2003
YORKSHIRE & THE HUMBER	1,691	1,452	1,595	1,930



North Yorks	842	725	766	834
West Yorks	455	395	424	532
South Yorks	194	168	193	319
North Yorks/ North Lincs.	200	164	213	245
ENGLAND	19,890	20,278	20,788	20,560

Source: United Kingdom Tourism Survey (UKTS)

 Purpose of Trip to Yorkshire & the Humber (Volume) 2000 - 2003 

	Uk Residents			
	Trips (Millions)			
	2000	2001	2002	2003
Holiday, pleasure/leisure	5.4	4.9	5.5	5.6
Visiting friends and relatives	2.3	1.8	2.3	1.8
Business	1.6	1.4	1.6	2.0
Visiting friends and relatives	3.4	2.7	2.6	3.5
Other	0.4	0.2	0.2	0.1
All Purposes	13.1	11.0	12.2	13.1

Source: United Kingdom Tourism Survey (UKTS)

 Purpose of Trip to Yorkshire & the Humber (Spend) 2000 - 2003 

	UK Residents			
	Spend (£ Millions)			
	2000	2001	2002	2003
Holiday, pleasure/leisure	805	742	815	923
Visiting friends and relatives	217	181	240	188
Business	303	323	328	444
Visiting friends and relatives	237	173	187	348
Other	130	32	26	26
All Purposes	1,691	1,452	1,596	1,930

Source: United Kingdom Tourism Survey (UKTS)

▶ Average Expenditure of Tourists in Yorkshire & the Humber 2000 - 2003

	UK Residents			
	2000	2001	2002	2003
Average Spend per Trip	£129	£132	£131	£147
Average Spend per Night	£40	£47	£44	£54

Source: United Kingdom Tourism Survey (UKTS)

▶ Tourism Spend by Category in Yorkshire & the Humber 2000 - 2003

		UK Residents
	£ Millions	% of Total
Package Trip	50	3
Accommodation (non package trip)	500	26
Travel	350	18
Services or advice	30	2
Buying clothes	220	10
Eating & drinking	440	23
Other shopping	110	6
Entertainment	150	8
Other expenses	100	5
Total	1,930	100

Source: United Kingdom Tourism Survey (UKTS)

▶ Location Stayed at by Tourists in Yorkshire & the Humber 2000 - 2003

	UK Residents			
	% of Trips			
	2000	2001	2002	2003
Seaside	16	17	18	15
Large city/large town	42	39	39	47
Small town	17	19	21	19
Countryside/village	24	24	20	19
Not stated	1	1	1	1

Source: United Kingdom Tourism Survey (UKTS)

▶ Seasonality of Tourism to Yorkshire & the Humber 2000 - 2003

	UK Residents			
	% of Trips			
	2000	2001	2002	2003
Jan, Feb, Mar	21	19	20	23
Apr, May, Jun	25	21	28	25
Jul, Aug, Sept	31	33	28	26
Oct, Nov, Dec	23	27	25	25

Source: United Kingdom Tourism Survey (UKTS)

▶ Origin of Tourist in Yorkshire & the Humber 2000 - 2003

	UK Residents			
	% of Trips			
	2000	2001	2002	2003
Yorkshire & the Humber	31	27	32	31
North West	16	11	11	13
East Midlands	9	10	10	8
South East	9	8	8	9
East of England	6	8	8	7
North East	7	6	7	6
West Midlands	7	10	7	7
South West	3	4	6	4
London	7	7	6	8
Scotland	4	4	5	5
Wales	2	2	2	2
Northern Ireland	*	1	*	*
Total	100	100	100	100

Source: United Kingdom Tourism Survey (UKTS)

▶ Accommodation used by Tourists in Yorkshire & the Humber (Volume) 2000 - 2003

	UK Residents			
	% of Trips			
	2000	2001	2002	2003

Hotel/Motel/Guesthouse	24	25	25	28
B&B/Farmhouse B&B	7	7	8	6
Rented House/Flat/Chalet	2	5	5	3
Hostel/School/University	2	1	1	1
Friends and Relatives Home	47	48	49	47
Second Home/Timeshare	2	1	2	1
Camping	2	2	1	4
Towed Caravan	3	4	3	3
Other	13	8	10	11

Source: United Kingdom Tourism Survey (UKTS)



Note: UKTS accommodation category definitions. Figures may over add due to more than one accommodation type being used.

 Accommodation Used by Tourists in Yorkshire & the Humber (Spend) 2000 - 2003 

	UK Residents			
	% of Spend			
	2000	2001	2002	2003
Hotel/Motel/Guesthouse	40	43	36	42
B&B/Farmhouse B&B	9	9	10	8
Rented House/Flat/Chalet	10	8	6	5
Hostel/School/University	2	1	1	1
Friends and Relatives Home	25	27	31	29
Own Second Home/Timeshare	1	1	1	1
Camping	1	1	1	4
Towed Caravan	1	3	3	2
Other	14	9	12	8



Source: United Kingdom Tourism Survey (UKTS)

Note: UKTS accommodation category definitions. Figures may over add due to more than one accommodation type being used.

 Transport Used by Tourists in Yorkshire & the Humber 2000 - 2003 

	% of Trips			
	2000	2001	2002	2003
Car	77	79	76	71
Train	13	11	10	13
Regular Coach	5	3	6	9
Organised Coach	2	2	2	1
Plane	1	1	1	2
Other	2	4	5	4

Source: United Kingdom Tourism Survey (UKTS)

 **Age Profile of Tourists in Yorkshire & the Humber 2000 - 2003** 



	UK Residents			
	% of Trips			
	2000	2001	2002	2003
16 - 24	14	15	17	20
25 - 34	22	22	22	18
35 - 44	21	22	19	22
45 - 54	18	18	17	17
55 - 64	13	12	12	13
65+	13	11	13	9

Source: United Kingdom Tourism Survey (UKTS)

 **Social Profile of Tourists in Yorkshire & the Humber 2000 - 2003** 

	UK Residents			
	% of Trips			
	2000	2001	2002	2003
AB	27	32	31	33
C1	29	32	31	28
C2	20	19	20	21
DE	24	17	18	18



Source: United Kingdom Tourism Survey (UKTS)

 **Major Paid Admission Attractions in Yorkshire & The Humber 2003** 

& Zoo		
Jorvik Viking Centre	York	435,353
Cannon Hall Open Farm	South Yorkshire	400,000E
Dalby Forest Drive & Visitor Centre	North Yorkshire	364,600
Harewood House	West Yorkshire	348,659
Fountains Abbey & Studley Royal	North Yorkshire	317,018
North Yorkshire Moors Railway	North Yorkshire	297,000
Wensleydale Cheese Visitor Centre	North Yorkshire	250,000E
Castle Howard	York	195,542
Sewerby Hall & Gardens	East Riding of Yorkshire	150,000E

Source: Survey of Visits to Visitor Attractions England 2003

Note: The table above contains data only for attractions which responded to the survey and gave permission for their total visits to be published. E=estimate

 Major Free Admission Attractions in Yorkshire & The Humber 2003 

Attraction	County/Unitary Authority	Visits 2003
National Railway Museum	York	746,055
National Museum of Photography, Film & Television	West Yorkshire	723,889
Leeds City Art Gallery	West Yorkshire	233,307
Whitby Lifeboat Museum	North Yorkshire	150,000E
Bronte Weaving Shed	West Yorkshire	148,000
The Moors Centre	North Yorkshire	120,258
National Coal Mining Museum for England	West Yorkshire	118,573
Wolds Village	East Riding of Yorkshire	100,000E
WR Outhwaite & Son, Ropemakers	North Yorkshire	100,000E
Sheffield Botanical Garden	South Yorkshire	100,000E

Source: Survey of Visits to Visitor Attractions England 2003

Note: The table above contains data only for attractions which responded to the survey and gave permission for their total visits to be published. E=estimate