

London Tourism 2000-03

▶ Volume of Tourists to London 2000 - 2003

	UK Residents			
	Trips (Millions)			
	2000	2001	2002	2003
London	18.5	16.9	16.1	14.3
England	140.4	131.9	134.9	121.3

Source: United Kingdom Tourism Survey (UKTS)

▶ Nights Spent by Tourists in London 2000 - 2003

	UK Residents			
	Nights (Millions)			
	2000	2001	2002	2003
London	42.4	39.8	35.4	32.8
England	439.2	409.2	415.8	371.9

Source: United Kingdom Tourism Survey (UKTS)

▶ Spending of Tourists in London 2000 - 2003

	UK Residents			
	Pound (Millions)			
	2000	2001	2002	2003
London	3,070	2,995	2,818	3,213
England	19,890	20,278	20,788	20,560



Source: United Kingdom Tourism Survey (UKTS)

▶ Purpose of Trip to London (Volume) 2000 - 2003

	UK Residents			
	Trips (Millions)			
	2000	2001	2002	2003
Holiday, pleasure/leisure	5.9	5.0	5.1	4.9


Visiting friends and relatives, mainly as a holiday	3.1	3.2	2.8	1.9
Business	3.8	3.9	3.9	3.6
Visiting friends and relatives	5.0	4.6	3.8	3.5
Other	0.7	0.3	0.6	0.4
All Purpose	18.5	16.9	16.1	14.3

Source: United Kingdom Tourism Survey (UKTS)

 Purpose of Trip to London (Spend) 2000 - 2003 



	UK Residents			
	Spend (£ Millions)			
	2000	2001	2002	2003
Holiday, pleasure/leisure	1,228	1,023	1,013	1,064
Visiting friends and relatives, mainly as a holiday	352	393	402	244
Business	1,043	1,085	1,004	1,363
Visiting friends and relatives	355	457	350	497
Other	92	36	49	44
All Purpose	3,070	2,995	2,818	3,212

Source: United Kingdom Tourism Survey (UKTS)

 Average Expenditure in London 2000 - 2003 

	UK Residents			
	2000	2001	2002	2003
Average Spend per Trip	£166	£177	£175	£225
Average Spend per Night	£72	£75	£80	£98

Source: United Kingdom Tourism Survey (UKTS)

 Tourism Spend by Category in London 2003 

		UK Residents
	£ Millions	% of Total
Package Trip	140	4
Accommodation (non package trip)	590	18
Travel	570	18
Services or advice	80	3
Buying clothes	430	13
Eating and drinking	690	21
Other shopping	450	14
Entertainment	200	6
Other expenses	60	2
Total	3,210	100

Source: United Kingdom Tourism Survey (UKTS)

Note: Spending is rounded to the nearest £10 million.

▶ Location Stayed at in London 2000 - 2003

	UK Residents			
	% of Trips			
	2000	2001	2002	2003
Seaside	3	2	1	1
Large city/large town	78	81	80	77
Small town	13	10	14	16
Countryside/village	5	5	4	3
Not stated	1	1	1	2

Source: United Kingdom Tourism Survey (UKTS)

▶ Seasonality of Tourism in London 2000 - 2003

	UK Residents			
	% of Trips			
	2000	2001	2002	2003
Jan, Feb, Mar	25	26	27	29
Apr, May, Jun	24	20	23	23
Jul, Aug, Sept	25	23	24	24
Oct, Nov, Dec	25	31	26	24

Source: United Kingdom Tourism Survey (UKTS)

▶ Origin of Tourists to London 2000 - 2003



	UK Residents			
	% of Trips			
	2000	2001	2002	2003
Yorkshire & the Humber	9	9	9	9
North West	11	10	10	10
East Midlands	6	8	7	10
South East	14	14	17	17
East of England	9	9	12	9
North East	4	4	2	3
West Midlands	9	7	10	9
South West	12	11	11	12
London	17	13	9	9
Scotland	6	5	6	5
Wales	4	5	4	5
Northern Ireland	1	2	1	1
Total	100	100	100	100

Source: United Kingdom Tourism Survey (UKTS)

▶ Accommodation Used in London (Volume) 2000 - 2003



	UK Residents			
	% of Trips			
	2000	2001	2002	2003
Hotel/Motel/Guesthouse	31	31	36	40
B&B/Farmhouse B&B	4	3	4	4
Rented House/Flat/Chalet	2	3	3	1
Hostel/University/School	1	1	1	1
Friends/Relatives Home	61	58	56	53
Second Home/Timeshare	1	3	*	1
Camping	*	*	*	*
Towed Caravan	*	*	*	*

Other	3	3	4	3
-------	---	---	---	---

Source: United Kingdom Tourism Survey (UKTS)

Note: * means less than 1%. UKTS accommodation category definitions. Figures may over add due to more than one accommodation type being used.

 Accommodation Used in London (Spending) 2000 - 2003 

	UK Residents			
	% of Spend			
	2000	2001	2002	2003
Hotel/Motel/Guesthouse	54	53	57	59
B&B/Farmhouse B&B	5	4	4	4
Rented House/Flat/Chalet	1	3	1	2
Hostel/School/University	*	1	1	*
Friends/Relatives Home	34	36	33	29
Second Home/Timeshare	1	3	*	1
Camping	*	*	*	*
Towed Caravan	*	*	*	*
Other	3	2	3	5

Source: United Kingdom Tourism Survey (UKTS)

Note: * means less than 1%. UKTS accommodation category definitions. Figures may over add due to more than one accommodation type being used.

 Transport Used in London 2000 - 2003 

	UK Residents			
	% of Trips			
	2000	2001	2002	2003
Car	50	48	49	44
Train	31	34	34	37
Regular Bus/Coach	7	5	6	6
Organised Coach	2	1	2	1
Plane	7	7	7	8
Other	2	4	2	4

Source: United Kingdom Tourism Survey (UKTS)

▶ Age Profile of Tourists in London 2000 - 2003

	UK Residents			
	% of Trips			
	2000	2001	2002	2003
16 - 24	23	20	21	19
25 - 34	24	22	23	20
35 - 44	18	19	21	23
45 - 54	14	14	15	15
55 - 64	11	11	9	12
65+	9	13	9	11

Source: United Kingdom Tourism Survey (UKTS)

▶ Social Profile of Tourists in London 2000 - 2003

	UK Residents			
	% of Trips			
	2000	2001	2002	2003
AB	33	36	37	37
C1	32	32	33	37
C2	16	16	17	14
DE	19	16	14	12

Source: United Kingdom Tourism Survey (UKTS)

▶ Major Paid Admission Attractions in London 2003

Attraction	District	Visits 2003
British Airways London Eye	Lambeth	3,700,000
Tower of London	Tower Hamlets	1,972,263
Kew Gardens	Richmond upon Thames	1,079,424
Westminster Abbey	Westminster	1,002,718
Royal Academy of Arts	Westminster	1,000,000E
London Zoo	Westminster	839,865
St Paul's Cathedral	City of London	710,975
Hampton Court Palace	Kingston upon Thames	505,630
Buckingham Palace	Westminster	315,407
Cabinet War Rooms	Westminster	291,287

Source: Survey of Visits to Visitor Attractions England 2003

Note: The table above contains data only for attractions which responded to the survey and gave permission for their total visits to be published. E=estimate

 **Major Free Admission Attractions in London 2003**



Attraction	District	Visits 2003
British Museum	Camden	4,584,000
National Gallery	Westminster	4,360,461E
Tate Modern	Southwark	3,895,746E
Natural History Museum	Kensington & Chelsea	2,894,005
Science Museum	Kensington & Chelsea	2,886,850
Victoria & Albert Museum	Kensington & Chelsea	2,257,325
National Portrait Gallery	Westminster	1,315,402
Tate Britain	Westminster	1,106,911
Somerset House	Westminster	1,003,000E
St Martin-in-the-Fields	Westminster	700,000E

Source: Survey of Visits to Visitor Attractions England 2003

Note: The table above contains data only for attractions which responded to the survey and gave permission for their total visits to be published. E=estimate