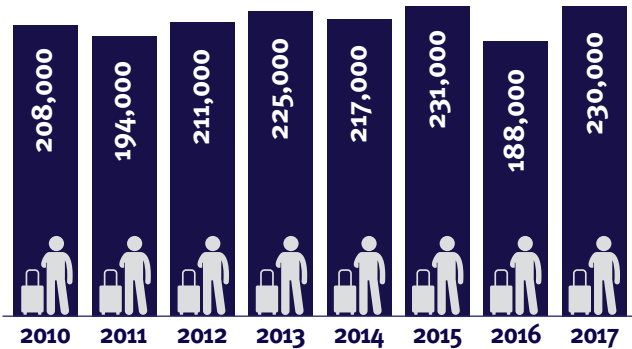




# South Africa

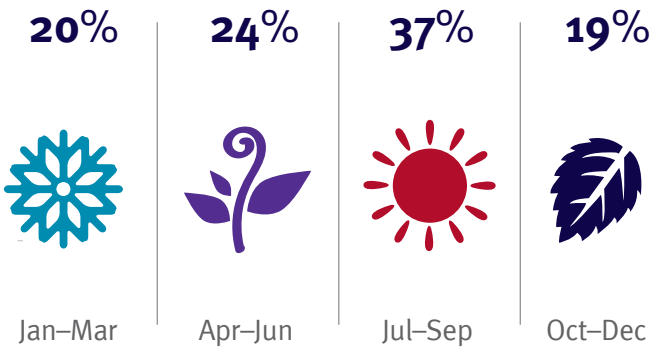
## Inbound tourism overview

### Annual visits\*

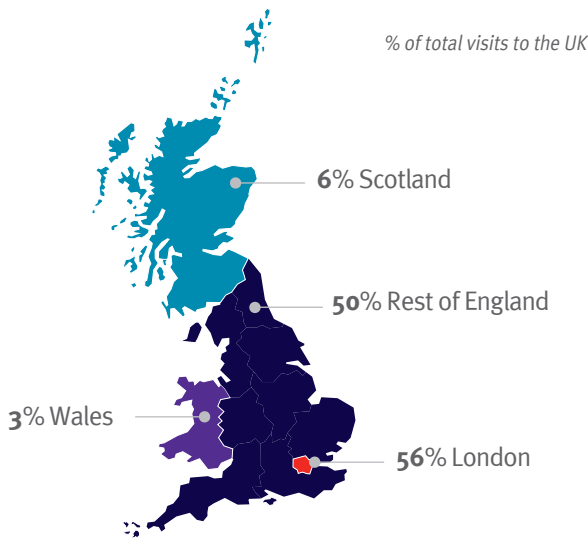


#31 Global ranking for inbound visits to the UK in 2017

### Seasonal spread of travel\* (2017)



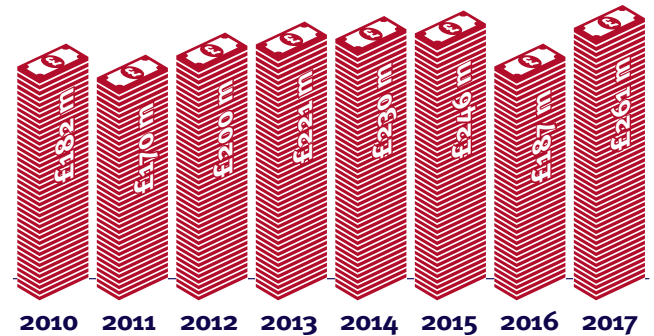
### Regional spread of travel\* (2017)



Percentages may not total 100% as single visit may include multiple regions.

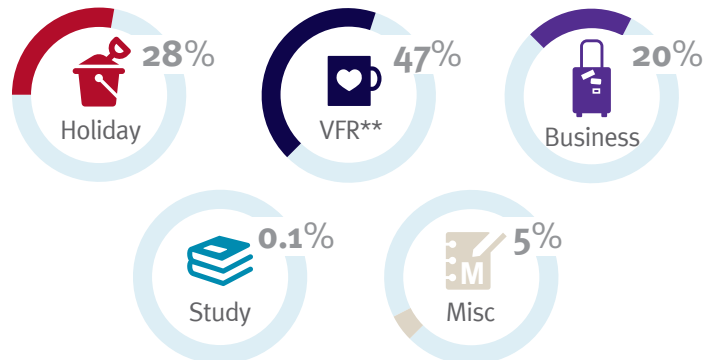
### Annual visitor spend\*

2017 average spend per visit  
**£1,133**



#25 Global ranking for inbound spend in the UK in 2017

### Purpose of travel\* (2017)



### Departure & destination airports\*\*\* (2017)



### Average flight seats per week\*\*\* (2017)

**14,439**

### Average length of stay\* (2017)

**14** nights

\*\*Visit friends and/or relatives, \*\*\*direct, non-stopping flights only.

Sources: \*International Passenger Survey (IPS), \*\*Apex.

VisitBritain  
1205 Aspect Tower  
Business Bay, PO Box 33342  
Dubai, UAE

+971 (0) 4368 1689  
Carol.Maddison@visitbritain.org

@VisitBritain  
LoveGreatBritain  
@LoveGreatBritain  
@VisitBritainBiz

Corporate website: visitbritain.org  
Image library: visitbritainimages.com  
Trade website: trade.visitbritain.com  
Media centre: media.visitbritain.com



**VisitBritain<sup>®</sup>**