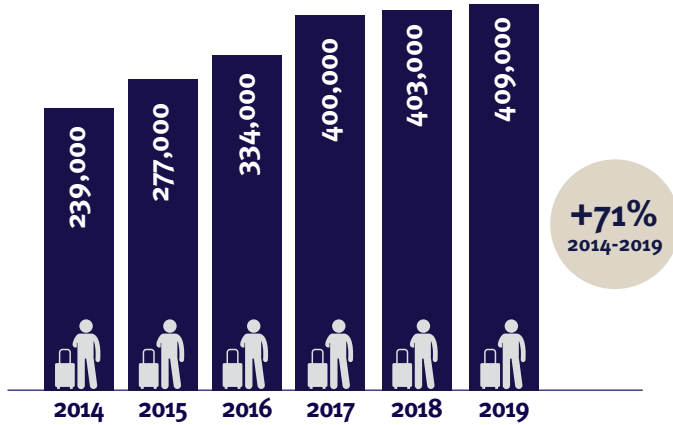


# Hong Kong


## Inbound tourism overview

### Annual visits

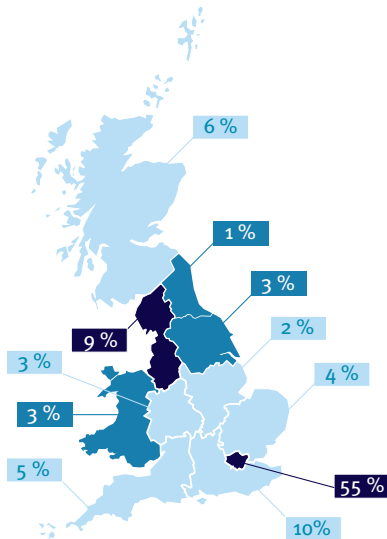


#22 Global ranking for inbound visits to the UK in 2019

### Visitors' nationalities (2017-2019)



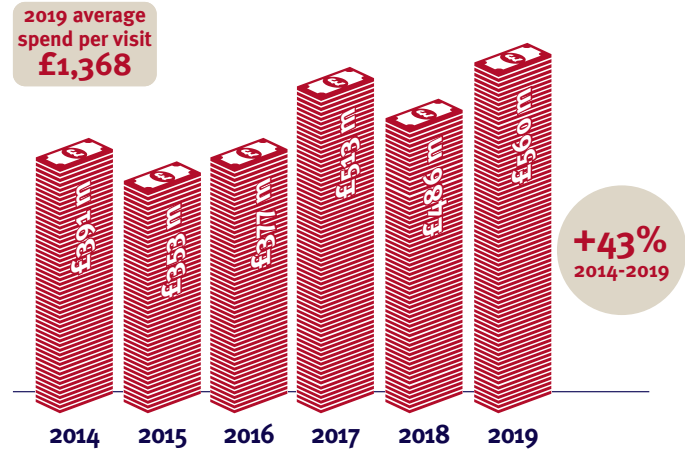
### Regional spread of travel (2017-2019)



Percentages of visitor nights in the UK; colour indexes against overall inbound average:  
 ■ above overall average ■ on par with overall average ■ below overall average

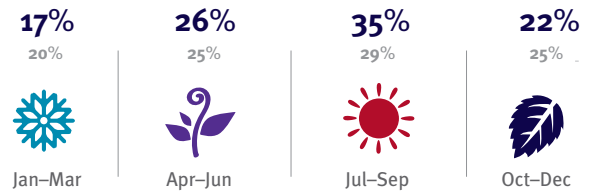
**Average length of Holiday stay (2019)**  
 Hong Kong: 9 nights  
 All inbound markets: 7 nights

### Annual visitor spend

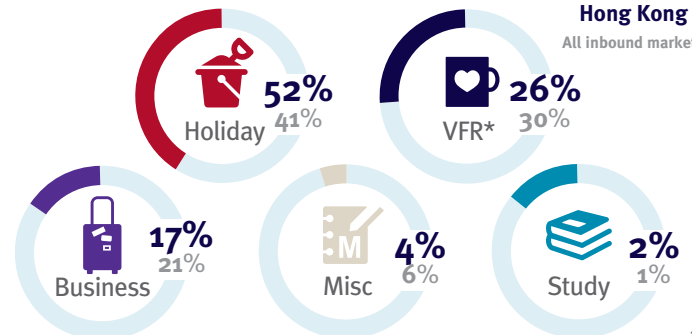


#15 Global ranking for inbound spend in the UK in 2019


### Seasonal spread of travel (2019)



### Purpose of travel (2019)



### Departure & destination airports (2019)



**Average flight seats per week\*\* (2019)**  
 21,695

\*Visiting friends and/or relatives, \*\* direct flights only.

VisitBritain  
 UK Centre  
 17F Garden Square  
 968 West Beijing Road  
 Shanghai 200041, China

Travis Qian  
 VisitBritain Country Manager China & HK  
 travis.qian@visitbritain.org

@VisitBritain  
 LoveGreatBritain  
 LoveGreatBritain  
 @VisitBritainBiz  
 Consumer website: visitbritain.com  
 Corporate website: visitbritain.org  
 Image library: visitbritainimages.com  
 Trade website: trade.visitbritain.com  
 Media centre: media.visitbritain.com

Note:  
 All data in this market snapshot is pre COVID-19, and so gives an overview of this market before the crisis



**VisitBritain<sup>®</sup>**