

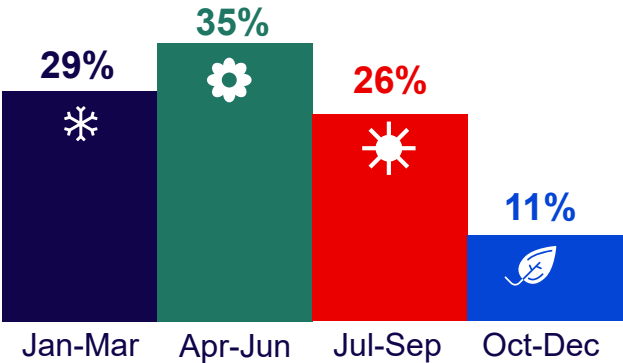
#36

Global ranking for inbound visits to the UK in 2024

#27

Global ranking for inbound spend in the UK in 2024

### Seasonal spread of travel



### Average nights stayed



In 2024, visitors from Hong Kong (SAR) spent an average of **£1,505 per visit**, 1.8 times the global average of £818, and stayed **12 nights**, 1.7 times the global average of 7.4 nights.

**Source:** International Passenger Survey (IPS) by ONS, 2024 unless otherwise stated. 2024 data GB only.

Travis Qian

Head of CNEA

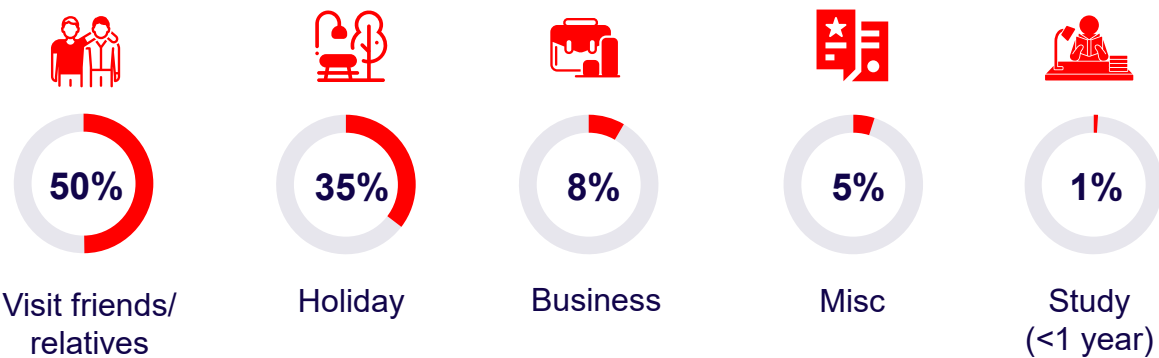
Travis.qian@visitbritain.org

£1,505

2024 average spend per visit



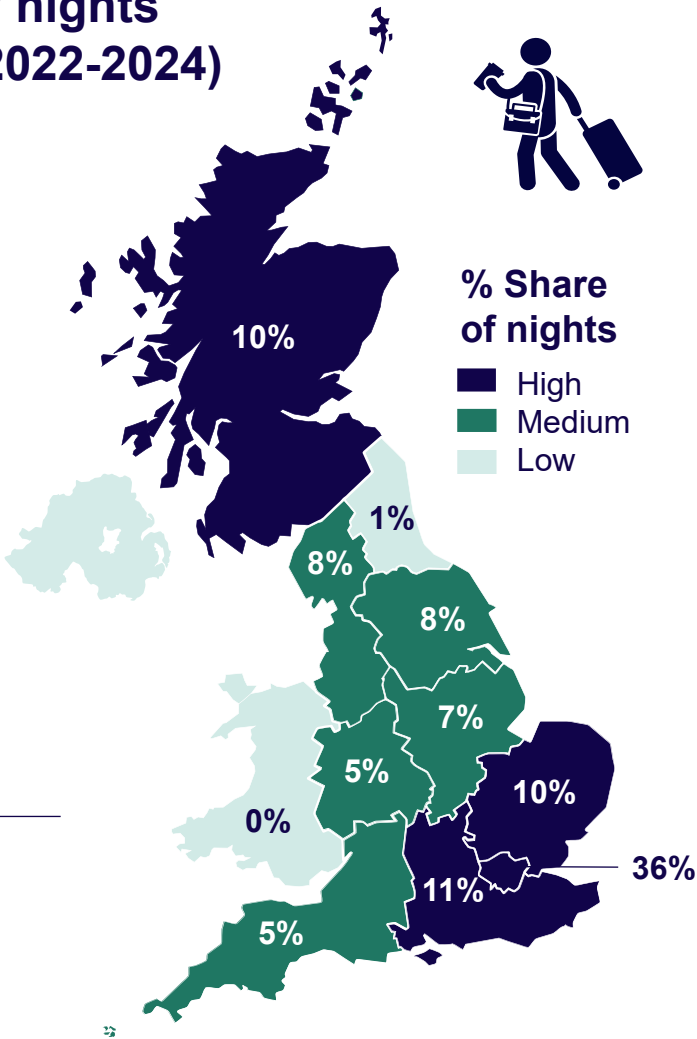
Purpose of travel\* (2024)



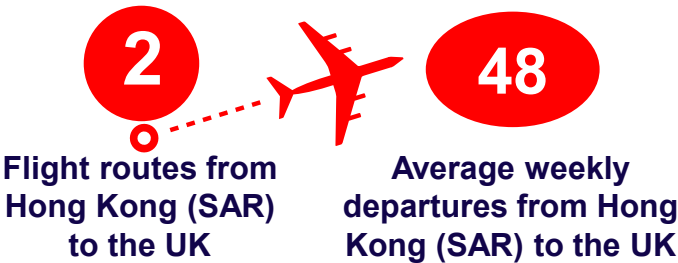
Regional spread of travel by nights spent per region\* (average 2022-2024)

	Region	% share of nights
1	London	36%
2	South East	11%
3	Scotland	10%
4	East Of England	10%
5	Yorkshire	8%
6	North West	8%
7	East Midlands	7%
8	South West	5%
9	West Midlands	5%
10	North East	1%
11	Wales	0%

Indicative data only due to low sample sizes outside London.



Hong Kong (SAR) to UK  
Connectivity (2025)\*\*



Sources: \*International Passenger Survey (IPS) by ONS. 2024 data GB only. Miscellaneous includes visits for sporting events, shopping, health, religious, or other purposes. \*\*Apex as of January 2026, non-stop flights.